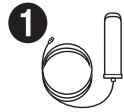


FUSION2GO OTR


Package Contents



OTR Antenna



Cable exit adapter
spring base and
mounting bracket




Mast extension
(optional)



SureCall
booster

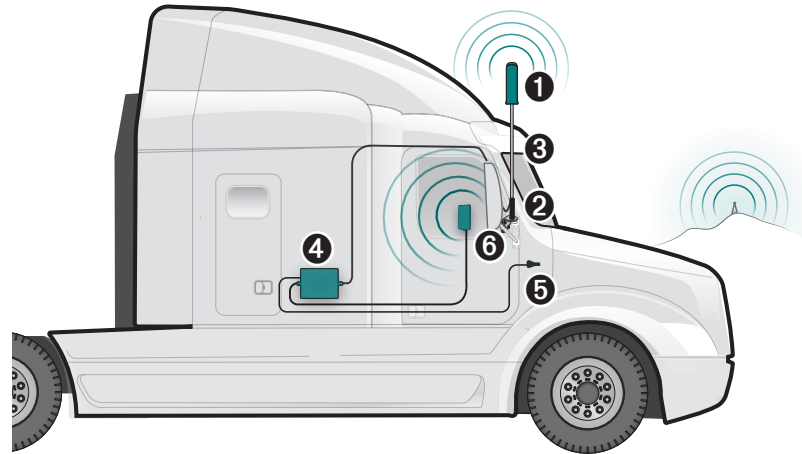


DC power
adapter



Inside patch
antenna

Installation Overview

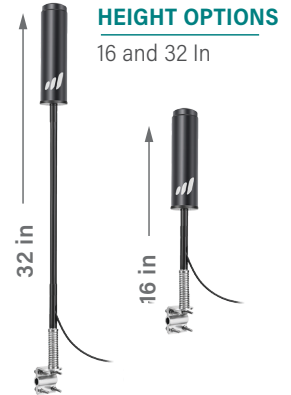


BEFORE YOU BEGIN, NOTE THE FOLLOWING

The Fusion2Go OTR kit is designed to accommodate multiple installation options.

- The OTR Truck antenna fits standard CB mounts or mounting points using a 3/8 x 24 thread.
- If needed, a 2-clamp mounting bracket is provided for use on a mirror rail or other existing vehicle rail.
- Also, a mast extension is provided however, it is needed only to achieve height or clearance requirements mentioned below.

When choosing the best location for your exterior antenna, consider that the mounting location must place the antenna above the metal cab and at least 6 inches away from any windows and provide at least a 12-inch radius clear of obstructions and other radiating elements, such as a radio antenna.



HAVE
QUESTIONS?

Call: 1-888-365-6283
Email: support@surecall.com
Visit: surecall.com/support